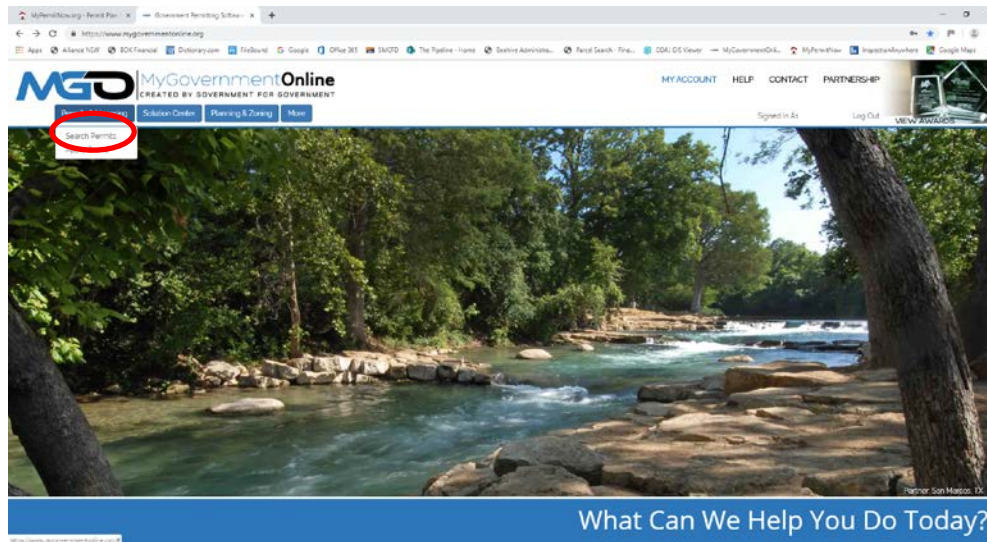


1. Log into your account at MyGovernmentOnline.
2. Under Permits & Licensing, select Search Permits



3. Complete the next screen as shown below.

### Search Permit Applications

**Required**

Select Jurisdiction: You can select default values for country, state, and jurisdiction in your account.

Country:  State:

Jurisdiction:

Project Type:

- a. Then enter your Project (Permit) number or address and click Search.

**Suggested**

Please fill out only one of the suggested categories for best results. At least one suggested field must be filled out in order to search.

Project #:

**OR**

Street Number:  Street Name:

Ex: Less information will return more results. If the address you are looking for is 123 North Smith Street, put "123" in the Street Number box and "Smith" in the Street Name box.  
Optional Only used to narrow down a large list of permits

4. Find the Project from the search results and click on Request an Inspection



2020-14  
630 S Grand Dr  
Jurisdiction: SACFD No. 1 - Sewer District  
Type: Application Processing Fee/Disconnection Valve/Jointer Device Residential Connection Permit/Service Line Installation Valve Box/Motument  
Create Date: 2019-08-16T10:28:00-0700  
Status: Pending/Issued  
Business: Applicant  
Physical Address: Mailing Address  
630 S Grand Dr Apache Junction, AZ  
Lot Number: SubDivision  
35 Grand View Place  
Square Footage: 0


5. Select the Inspection Type from the drop down. Only the next eligible inspection(s) will appear on the list.
  - a. Provide the date when you would like to have the inspection take place. *Keep in mind that the District may not always be able to accommodate your requested date.*
  - b. Add any notes that are relevant to the inspection, including any site conditions that the Inspector should be aware of.
  - c. Click Add

**Request Inspection for Project #2020-14**

Request Inspection

Inspection Type: \* - Select Option - ⓘ Selection Required

Address: \* 630 S Grand Dr Apache Junction AZ

Requested Date: \*  


Scheduled date is a request only.  
The Jurisdiction may modify the date based on their internal policies that account for the time the request is made, weekends and holidays.  
Please contact the Jurisdiction directly for more information.

Notes

Add

6. Once the request is complete, click Submit Request(s) to Jurisdiction.

Inspection Type	Requested Date	Requested Action
Initial Inspection	10/08/2019	Create Inspection Request <span style="float: right; border: 1px solid #ccc; padding: 2px 5px;">Remove</span>


**WARNING: After all Inspection request have been added you must press the Submit button below for the jurisdiction to receive your Inspection request(s)**

Submit Request(s) to Jurisdiction

7. Upon the completion of the request, you will receive the following confirmation. If you would like to request another inspection for this Project, please select this option. Otherwise, return to the Main Page.

